



Finest Artists' Oil Colour



Based on the Tradition of the old Masters

Introduction

Since 1862, Dr. Fr. Schoenfeld and LUKAS have been a sign of top quality artist's colours. Even Vincent van Gogh, as can be proved, has used the products of our house - the well known master ordered the popular colour extra from Düsseldorf. Up to the current day numerous artists all over the world trust the 140-year-old tradition of our house.

We also do not breach this trust in the classic area of oil painting. Since for the typical effect of an oil painting the correct material is important in every case. Therefore, we apply only the highest standards to our products.

This standard is also applied during the development and production of our best and traditional artist's oil paint in Master quality.

Already in the year of the company foundation - therefore the name "1862" - our finest artist's oil colour has been developed after the formulas of Lukas founder Dr. Fr. Schoenfeld. The former demand, to produce one of the best world-wide oil colours, was maintained up to the current day. It has been cautiously developed and always adapted to the most modern scientific and artistic knowledge. LUKAS 1862 artist's oil colour convinces as an absolute top product the most demanding artists all over the world.

Characteristics

An incomparable colour intensity of LUKAS 1862 oil colour is guaranteed through a very high concentration of high-quality pigments.

The highest light fastness for an oil paint of the top class should be an absolute self-evident fact. Only exclusive outstanding artist's pigments are used which offer the highest light fastness in the respective pigment class.

The drying time is normally 2-4 days on average for all the colour shades where the artist has applied the paint by brush at a medium thickness (100-120 µ m).

The exclusive use of high-quality Linseed and Sunflower oils of pharmaceutical quality guarantees good and even drying of the colours. The risk of cracking of the surface while the colours are drying is minimised, when used properly

Sunflower oil is used in the manufacture of the more bright shades to greatly reduce the traditional "yellowing" that occurs when made with linseed oil.

The famous „buttery“ consistency of our top oil colour assortment is achieved by only using real Bees Wax in combination with best Linseed and Sunflower oils during manufacturing.

The perfect balance of this special colour is based on the recipe and production: The well balanced relationship between the pigment and the binder, combined with the large scale production process on triple roller mills guarantees that the colour is never too oily.

The particularly wide colour spectrum of altogether 70 shades orientates itself by the creative needs of the artists and leaves no wishes unfulfilled. All classic valuable shades (pure Cadmium, Cobalt, Ultramarine, Earth pigments, etc) are available to the artist. They were already found on the palette of the old masters.

LUKAS 1862 oil colour can be mixed with all of the LUKAS Oil colours (LUKAS STUDIO oil, LUKAS BASICS oil or LUKAS BERLIN water mixable Artists'-Oil Colours) and with the LUKAS painting mediums for oil colours.

Equipment

Colours: Initially, we recommend to start with the three primary colours: Lemon Yellow (Primary Yellow), Magenta (Primary Red) and Cyan (Primary Blue) completed with Titanium White, Burnt Sienna and Ivory Black. Instead of the primary shades, you can also use Cadmium Yellow light, Cadmium Red deep and Cobalt Blue. To be able to start immediately, we particularly recommend a complete set. This set contains, in addition to the 10 colour tubes also accessories such as brushes, palette and painting

medium (art. no. 6065). Exceptional fine and high-quality equipped is the wooden mahogany stained chest (art. no 6001) with 30 tubes, 7 mediums, brushes, painting knives and charcoal. Only the painting surface is missing to start.



Brushes and Palette Knives: Brushes are important tools for the artist. They influence the artist's technique. A good quality brush is of great importance. A bristle brush should be used when painting with a normal thick colour application. This results in clearly visible brush strokes. For the start with LUKAS 1862 oil colour, we recommend Lukas Studio bristle brush art. no. 5481 in the sizes 4, 8 and 12. Where colour and glazes are applied more thinly a thicker haired brush is necessary. Initially, we recommend the round, fine pointed LUKAS Red-Taklon brush (art.-no. 5454) in the size 6 and the flat LUKAS Red-Taklon brush (art.-no. 5441) in the sizes 4, 8 and 12.

Very interesting tools for works with Lukas 1862 oil colour are also palette knives with which the colour can be applied "Impasto" and in thick layers (e.g., with additional use of painting butter). They are available in various forms and sizes and allow accurate modelling of structures.

Painting surface

Basically the operational area of LUKAS 1862 oil colour is very wide. Therefore there are a large number of suitable painting surfaces.

Stretched Canvas: Stretchers which are covered with primed linen or cotton canvas are undoubtedly considered the classic painting surface.

Cotton-Painting Boards, painting boards or oil pads are suitable particularly for smaller works or also for study purposes.

Wooden boards of every kind can also be used for the oil painting - the old masters like Raffael or Leonardo da Vinci have already used these !

However, it is in every case important to prime the surface. The primer isolates the surface to avoid the absorbing of the binder. The colour remains brilliant and does not crack. Easy and safe to use are all ready prepared Lukas surfaces, for example stretched canvas, cotton-painting boards, oil pads and other painting boards. These are all ready to paint, no preparation is required. Nevertheless, if you like to prime yourselves, we recommend the Lukas White Primer / Gesso (art. no 2335).



Accessories and Mediums

Useful tools: In the Lukas range of products you find various accessories which are optimally adjusted for the work with oil colours and which fulfil the needs and demands of the artists.

For example palettes in order to mix shades. Palettes are available in wood, metal or porcelain. Plastic palettes are not always suitable as they can be sensitive to turpentine.

Very useful are the palette dippers. These are small metal pots for mediums, which can be fixed to the palette.

Easels in various types and sizes are responsible for a perfect support during the work. For the beginner we recommend the mobile Lukas Field Easel (art. no 5857) or the stable Lukas Academy Easel (Art. No 5591 C).

Dilute, solve, clean. As classic oil colours cannot be mixed with water, special mediums must be used.

These are balsam turpentine and turpentine substitute. Both are used to dilute oil colours or mediums. They are used also as a solvent for resins like mastic or dammar. We recommend Lukas balsam turpentine rectified (art. no 2211), a top quality turpentine which is cleaned several times.

These are also special mediums for cleaning of tools. The Lukas Brush Cleaner (art. no 2286) is recommendable. This cleaner dissolves dried oil paint from brushes more effectively than turpentine and is much kinder to brushes.

Painting in thick layers: To keep paints thick and buttery, while at the same time avoiding the „wrinkling“ of the colours when drying, we recommend using LUKAS Medium 5 „Painting Butter“. This medium gives the colours more body and still enables oxygen to reach the lower layers.

Change of drying time: A typical characteristic of oil colour is the slow drying. Therefore, there are different mediums which accelerate the drying time. Classic mediums are for example Cobalt Siccative (art. no 2229) or Siccative de Haarlem (art. no 2226)

Attention: The first one should be used only extremely economically! The drying is also accelerated with Lukas Medium 1, 3 and 4. The slower drying of an oil colour can be achieved by the addition of suitable oil as well as of Lukas Medium 2.

You find detailed information about mediums in our special leaflet Lukas Mediums for Oil Painting which your retailer gladly places at your disposal.

Protection for oil paintings: When finished, all the oil paintings should be protected from dirt, dust, nicotine deposits and other negative environmental influences with a varnish. Prior to varnishing, the painting must be allowed to dry completely - and this can easily take some months if the colour layers are thicker. Therefore: do not rush! We recommend Lukas aerosol varnish sprays. They are available in three sorts: gloss (art. no 2321), matt (art. no 2322) or silk brilliant (art. no 2324).



The colour range:

The carefully arranged colour palette of our best artists' oil colour offers you a wide spectrum of 70 selected shades which are available in 37 ml and 20 shades are also available in 200 ml tubes. Selected raw materials – such as pure Cadmium, Cobalt or Earth pigments - care in connection with the most modern and nevertheless traditionally-minded manufacturing processes as well as continual quality control for the goodness of this excellent colour.






On that base, LUKAS 1862 oil colour stands in for a quality which convinces even the most demanding artists for over 140 years.



























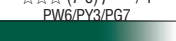



Pigment name The two letters in front of the digits determine the type of colourant used (pigment, dye etc.) and the following digits the type of pigment.




















Light fastness ☆☆☆ = very high light fastness (7-8 on the blue wool scale)
☆☆ = high light fastness (6-7 on the blue wool scale)

Opacity = transparent = semi-transparent
 = semi-opaque = opaque

Price group Pigment prices are very different, therefore the LUKAS 1862 Finest Artists' Oil Colour is divided into different price groups.

 Zinc White 37ml 0004 ☆☆☆ (7-8) / <input checked="" type="checkbox"/> / 1 PW4	 Opaque White 37ml 0007 ☆☆☆ (7-8) / <input checked="" type="checkbox"/> / 1 PW5	 Titanium White 37ml, 200ml 0008 ☆☆☆ (7-8) / <input checked="" type="checkbox"/> / 1 PW6
 Flesh Colour 37ml 0022 ☆☆ (6-7) / <input checked="" type="checkbox"/> / 1 PW5/PY35/PO20	 Beige 37ml 0009 ☆☆ (6-7) / <input checked="" type="checkbox"/> / 1 PW6/PW4/PY35	 Brilliant Yellow 37ml 0012 ☆☆☆ (7-8) / <input checked="" type="checkbox"/> / 1 PW4/PY35
 Naples Yellow 37ml 0034 ☆☆☆ (7-8) / <input checked="" type="checkbox"/> / 1 PW5/PY3/PY42/PR101	 Naples Yellow reddish 37ml 0036 ☆☆ (6-7) / <input checked="" type="checkbox"/> / 1 PW5/PY3/PY42/PO34	 Lemon Yellow (Primary) 37ml 0010 ☆☆☆ (7-8) / <input checked="" type="checkbox"/> / 1 PY3
 Cadmium Yellow lemon 37ml, 200ml 0025 ☆☆☆ (7-8) / <input checked="" type="checkbox"/> / 3 PY35	 Permanent Yellow light 37ml 0045 ☆☆ (6-7) / <input checked="" type="checkbox"/> / 1 PW4/PY1	 Cadmium Yellow light 37ml, 200ml 0026 ☆☆☆ (7-8) / <input checked="" type="checkbox"/> / 3 PY35
 Permanent Yellow deep 37ml 0047 ☆☆ (6-7) / <input checked="" type="checkbox"/> / 1 PY65	 Cadmium Yellow 37ml, 200ml 0027 ☆☆☆ (7-8) / <input checked="" type="checkbox"/> / 3 PY35	 Indian Yellow 37ml 0024 ☆☆ (6-7) / <input type="checkbox"/> / 1 PY83/PO36
 Permanent Orange 37ml 0048 ☆☆ (6-7) / <input checked="" type="checkbox"/> / 1 PO34/PO62	 Cadmium Orange 37ml, 200ml 0029 ☆☆☆ (7-8) / <input checked="" type="checkbox"/> / 2 PO20	 Vermillion light 37ml 0085 ☆☆ (6-7) / <input checked="" type="checkbox"/> / 1 PO34
 Cadmium Red light 37ml, 200ml 0072 ☆☆☆ (7-8) / <input checked="" type="checkbox"/> / 3 PO20	 Permanent Red 37ml, 200ml 0100 ☆☆☆ (7-8) / <input checked="" type="checkbox"/> / 4 PR255	 Vermillion deep 37ml 0086 ☆☆ (6-7) / <input checked="" type="checkbox"/> / 1 PR9

 Geranium Lake 37ml 0080 ☆☆ (6-7) / ☑ / 1 PR112	 Lukas Red 37ml, 200ml 0049 ☆☆☆ (7-8) / ▣ / 3 PR254	 Cadmium Red deep 37ml, 200ml 0074 ☆☆☆ (7-8) / ▣ / 3 PR108
 Carmine 37ml 0061 ☆☆ (6-7) / ☑ / 1 PR170	 Magenta Red (Primary) 37ml 0050 ☆☆☆ (7-8) / ☑ / 1 PR122	 Madder Lake (hue) 37ml 0066 ☆☆ (6-7) / □ / 1 PR101/PR176/PBk11
 Alizarin Crimson 37ml, 200ml 0068 ☆☆ (6-7) / □ / 2 PR83:3	 Mauve 37ml 0129 ☆☆☆ (7-8) / ▣ / 1 PV23/PR19	 Cobalt Violet (hue) 37ml 0130 ☆☆☆ (7-8) / ☑ / 1 PV23
 Ultramarine Violet 37ml, 200ml 0140 ☆☆☆ (7-8) / □ / 2 PV15	 Royal Blue 37ml 0150 ☆☆☆ (7-8) / ▣ / 1 PW5/PB29	 Cyan Blue (Primary) 37ml 0120 ☆☆☆ (7-8) / ▣ / 1 PW4/PB15:3
 Cerulean Blue (hue) 37ml 0124 ☆☆☆ (7-8) / ▣ / 1 PW4/PB15:1/PB16	 Cerulean Blue 37ml, 200ml 0121 ☆☆☆ (7-8) / ▣ / 4 PW5/PB36	 Manganese Cerulean Blue 37ml, 200ml 0119 ☆☆☆ (7-8) / ▣ / 2 PB36/PG7
 Cobalt Blue (hue) 37ml 0126 ☆☆☆ (7-8) / ☑ / 1 PW6, PB29, PG7	 Cobalt Blue 37ml, 200ml 0125 ☆☆☆ (7-8) / ▣ / 7 PB28	 Ultramarine 37ml 0137 ☆☆☆ (7-8) / □ / 3 PB29
 Phthalo Blue 37ml 0145 ☆☆☆ (7-8) / □ / 1 PB15:3	 Prussian Blue 37ml 0134 ☆☆☆ (7-8) / □ / 1 PB27	 Paris Blue 37ml, 200ml 0133 ☆☆☆ (7-8) / □ / 1 PB27/PG7
 Turquoise 37ml 0155 ☆☆☆ (7-8) / ▣ / 1 PW5/PB15/PG7	 Emerald Green 37ml 0167 ☆☆☆ (7-8) / ▣ / 1 PW5/PG7	 Permanent Green yellowish 37ml 0175 ☑ ☆☆☆ (7-8) / □ / 1 PW6/PY3/PG7
 Permanent Green 37ml 0163 ☆☆ (6-7) / ☑ / 1 PY4/PY1/PG7	 Phthalo Green 37ml 0194 ☆☆☆ (7-8) / □ / 1 PG7	 Viridian 37ml, 200ml 0154 ☆☆☆ (7-8) / □ / 4 PG18
 Oxide of Chromium 37ml, 200ml 0153 ☆☆☆ (7-8) / ▣ / 2 PG17	 Cobalt Green 37ml, 200ml 0152 ☆☆☆ (7-8) / ▣ / 3 PG26	 Sap Green 37ml 0165 ☆☆ (6-7) / ▣ / 1 PY42/PY83/PG7

 Green Earth 37ml 0158 ☆☆☆ (7-8) / ☑ / 1 PG23	 Bohemian Green Earth 37ml 0157 ☆☆☆ (7-8) / ☑ / 1 PY42/PG7/PBk11	 Yellow Ochre 37ml 0031 ☆☆☆ (7-8) / ▣ / 1 PY42
 Raw Sienna 37ml 0039 ☆☆☆ (7-8) / ▣ / 1 PB7	 Burnt Sienna 37ml 0109 ☆☆☆ (7-8) / ☑ / 1 PR101	 English Red 37ml 0054 ☆☆☆ (7-8) / ▣ / 1 PR101
 Caput Mortuum 37ml 0052 ☆☆☆ (7-8) / ▣ / 1 PR101	 Cassel Earth 37ml 0101 ☆☆ (6-7) / ☑ / 1 PY74/PR176/PBk7	 Burnt Umber 37ml 0111 ☆☆☆ (7-8) / ▣ / 1 PY42/PR101/PBk7
 Raw Umber 37ml 0110 ☆☆☆ (7-8) / ▣ / 1 PR101	 Van Dyck Brown 37ml 0112 ☆☆☆ (7-8) / ▣ / 1 PB7	 Warm Grey 37ml 0190 ☆☆☆ (7-8) / ▣ / 1 PW5/PY42/PBk7
 Cold Grey 37ml 0192 ☆☆☆ (7-8) / ▣ / 1 PW5/PG7/PBk7	 Indigo 37ml 0122 ☆☆ (6-7) / ☑ / 1 PR176/PB15:1/PB29/PBk7	 Blue Black 37ml, 200ml 0186 ☆☆☆ (7-8) / ▣ / 1 PR264/PB27/PG7
 Payne's Grey 37ml 0184 ☆☆☆ (7-8) / ▣ / 1 PR264/PG7	 Ivory Black 37ml 0182 ☆☆☆ (7-8) / ▣ / 1 PBk7	
 Gold Metallic 37ml, 200ml 0198 ☆☆☆ (7-8) / □ / 2 Pearlescent Pigment	 Silver Metallic 37ml 0199 ☆☆☆ (7-8) / □ / 2 Pearlescent Pigment	



Künstlerfarben- und Maltuchfabrik
Dr. Fr. Schoenfeld GmbH & Co.
Postfach 10 47 41 · 40038 Düsseldorf
www.lukas-online.com

Ihr Fachhändler / Your retailer / Votre vendeur spécialisé

Art.No.	Old Name	New Name	Notes/Changes
0004	Zinc White	Zinc White	Shade unchanged
0007	Opaque White	Opaque White	Shade unchanged
0008	Titanium White	Titanium White	Shade unchanged
0009	-	Beige	New shade, completion to colour spectrum, (light yellow shade)
0010	Primary Yellow	Lemon Yellow (Primary)	Shade unchanged
0011	Brilliant Yellow light	-	Shade discontinues. Alternative in the new assortment: 0012
0012	Brilliant Yellow deep	Brilliant Yellow	Changed shade. Alternative in the new assortment: mixture of 0012 + 0034
0015	Chrome Yellow light	-	Shade discontinues. Alternative in the new assortment: 0045 (lighter)
0017	Chrome Yellow deep	-	Shade discontinues. Alternative in the new assortment: 0047 (lighter)
0020	Flesh Colour 2	-	Shade discontinues. Alternative in the new assortment: mixture of 0022 + 0008
0022	Flesh Colour 4	Flesh Colour	Shade unchanged
0023	Gold Ochre	-	Shade discontinues. Alternative in the new assortment: mixture of 0031 + 0054 + 0182
0024	Indian Yellow	Indian Yellow	Extreme changed shade (more reddish)
0025	Cadmium Yellow lemon	Cadmium Yellow lemon	Slight changed shade (a little more reddish)
0026	Cadmium Yellow light	Cadmium Yellow light	Shade unchanged
0027	Cadmium Yellow medium	Cadmium Yellow	Shade unchanged
0028	Cadmium Yellow deep	-	Shade discontinues. Alternative in the new assortment: mixture of 0026 + 0029
0029	Cadmium Orange	Cadmium Orange	Changed shade (more reddish and brilliant)
0031	Yellow Ochre light	Yellow Ochre	Shade unchanged
0034	Naples Yellow light	Naples Yellow	Slight changed shade (more intense)
0035	Naples Yellow deep	-	Shade discontinues. Alternative in the new assortment: mixture of 0031 + 0034
0036	Naples Yellow reddish	Naples Yellow reddish	Changed shade (more reddish)
0038	Roman Ochre	-	Shade discontinues. Alternative in the new assortment: mixture of 0031 + 0054 + 0182
0039	Raw Sienna	Raw Sienna	Extreme changed shade (more reddish)
0044	Helio Genuine Yellow lemon	-	Shade discontinues. Alternative in the new assortment: 0010 (more intense)
0045	Helio Genuine Yellow light	Permanent Yellow light	Shade unchanged

Art.No.	Old Name	New Name	Notes/Changes
0046	Helio Genuine Yellow medium	-	Shade discontinues. Alternative in the new assortment: mixture of 0045 + 0047
0047	Helio Genuine Yellow deep	Permanent Yellow deep	Extreme changed shade (yellowish); now only one pigment
0048	Helio Genuine Orange	Permanent Orange	Slight changed shade (a little more reddish)
0049	Lukas Red	Lukas Red	Extreme changed shade (brilliant bluish red, very light fast)
0050	Primary Red	Magenta Red (Primary)	Slight changed shade (more bluish); now only one pigment
0051	Caput Mortuum light	-	Shade discontinues. Alternative in the new assortment: 0052 (darker and more reddish)
0052	Caput Mortuum deep	Caput Mortuum	Changed shade (more reddish, lighter); now only one pigment
0054	English Red light	English Red	Changed shade (more reddish, darker); now only one pigment
0055	English Red deep	-	Shade discontinues. Alternative in the new assortment: 0054 (lighter and more reddish)
0056	Flesh Ochre	-	Shade discontinues. Alternative in the new assortment: mixture of 0031 + 0054
0061	Carmine	Carmine	Extreme changed shade (brilliant blue red); now only one pigment
0064	Madder Lake light	-	Shade discontinues. Alternative in the new assortment: mixture of 0061 + 0182
0065	Madder Lake medium	-	Shade discontinues. Alternative in the new assortment: 0066 (darker)
0066	Madder Lake deep	Madder Lake (hue)	Shade unchanged
0067	Madder Lake darkest	-	Shade discontinues. Alternative in the new assortment: 0066 (lighter)
0068	-	Alizarin Crimson	New shade, completion to colour spectrum (real Alizarin Crimson pigment)
0071	Cadmium Red lightest	-	Shade discontinues. Alternative in the new assortment: 0085 (more reddish)
0072	Cadmium Red light	Cadmium Red light	Slight changed shade (lighter, more brilliant)
0074	Cadmium Red deep	Cadmium Red deep	Slight changed shade (lighter, more brilliant)
0079	Burnt Yellow Ochre	-	Shade discontinues. Alternative in the new assortment: mixture of 0031 + 0054
0080	Geranium Lake	Geranium Lake	Changed shade (more reddish); now only one pigment
0085	-	Vermillon light	New shade, completion to colour spectrum, (orange red)
0086	-	Vermillon deep	New shade, completion to colour spectrum, (red)
0099	Permanent Red light	-	Shade discontinues. Alternative in the new assortment: 0100 (more brilliant)

Art.No.	Old Name	New Name	Notes/Changes
0100	Helio Genuine Red	Permanent Red	Slight changed shade (brilliant red, very light fast); now only one pigment
0101	Cassel Earth	Cassel Earth	Shade unchanged
0102	Brown Ochre	-	Shade discontinues. Alternative in the new assortment: mixture of 0031 + 0054 + 0182
0104	Burnt Green Earth	-	Shade discontinues. Alternative in the new assortment: mixture of 0031 + 0054 + 0182
0106	Sepia	-	Shade discontinues. Alternative in the new assortment: mixture of 0052 + 0112
0109	Burnt Sienna	Burnt Sienna	Changed shade (more reddish); now only one pigment
0110	Raw Umber	Raw Umber	Slight changed shade (reddish); now only one pigment
0111	Burnt Umber	Burnt Umber	Shade unchanged
0112	Van Dyck Brown	Van Dyck Brown	Extreme changed shade (yellowish brown); now only one pigment
0114	Green Umber	-	Shade discontinues. Alternative in the new assortment: 0158 (more bluish)
0119	Manganese Cerulean Blue	Manganese Cerulean Blue	Shade unchanged
0120	Primary Blue	Cyan Blue (Primary)	Shade unchanged
0121	Cerulean Blue	Cerulean Blue	Shade unchanged
0122	Indigo	Indigo	Shade unchanged
0123	Cobalt Blue light	-	Shade discontinues. Alternative in the new assortment: 0125 (darker)
0124	-	Cerulean Blue (hue)	New shade, completion to colour spectrum (greenish blue)
0125	Cobalt Blue deep	Cobalt Blue	Shade unchanged
0126	Cobalt Blue	Cobalt Blue (hue)	Shade unchanged
0127	Cobalt Violet deep	-	Shade discontinues. Alternative in the new assortment: 0130 (more brilliant and bluish)
0128	Violet Lake	-	Shade discontinues. Alternative in the new assortment: 0130 (more reddish)
0129	-	Mauve	New shade, completion to colour spectrum, (red violet)
0130	-	Cobalt Violet (hue)	New shade, completion to colour spectrum (blue violet)
0133	Paris Blue	Paris Blue	Slight changed shade (more greenish)
0134	Prussian Blue	Prussian Blue	Slight changed shade (more bluish); now only one pigment
0135	Ultramarine light	-	Shade discontinues. Alternative in the new assortment: 0137 (darker)

Art.No.	Old Name	New Name	Notes/Changes
0137	Ultramarine deep	Ultramarine	Shade unchanged
0140	Ultramarine Violet	Ultramarine Violet	Shade unchanged
0145	Helio Genuine Blue	Phthalo Blue	Shade unchanged
0149	Royal Blue 2 light	-	Shade discontinues. Alternative in the new assortment: mixture of 0008 + 0150
0150	Royal Blue 4 deep	Royal Blue	Shade unchanged
0151	Chrome Green light	-	Shade discontinues. Alternative in the new assortment: mixture of 0010 + 0031 + 0194
0152	-	Cobalt Green	New shade, completion to colour spectrum (darker green, very light fast)
0153	Oxide of Chromium	Oxide of Chromium	Shade unchanged
0154	Viridian	Viridian	Slight changed shade (more brilliant)
0155	-	Turquoise	New shade, completion to colour spectrum, (blue green)
0157	Bohemian Green Earth	Bohemian Green Earth	Shade unchanged
0158	Verona Green Earth	Green Earth	Slight changed shade (more bluish); now only one pigment
0161	Green Lake light	-	Shade discontinues. Alternative in the new assortment: mixture of 0165 + 0182
0162	Green Lake deep	-	Shade discontinues. Alternative in the new assortment: mixture of 0165 + 0182
0163	Permanent Green light	Permanent Green	Slight changed shade (more yellowish)
0164	Permanent Green deep	-	Shade discontinues. Alternative in the new assortment: 0194 (more intense)
0165	-	Sap Green	New shade, completion to colour spectrum (darker yellow green)
0166	Leaf Green	-	Shade discontinues. Alternative in the new assortment: mixture of 0163 + 0194
0167	Emerald Green	Emerald Green	Slight changed shade (lighter)
0171	Cinnabar Green light	-	Shade discontinues. Alternative in the new assortment: mixture of 0010 + 0031 + 0194
0172	Cinnabar Green lightest	-	Shade discontinues. Alternative in the new assortment: 0175 (more bluish)
0173	Cinnabar Green deep	-	Shade discontinues. Alternative in the new assortment: mixture of 0010 + 0031 + 0194
0175	-	Permanent Green yellowish	New shade, completion to colour spectrum (lighter yellow green)
0177	Cadmium Green light	-	Shade discontinues. Alternative in the new assortment: mixture of 0163 + 0194

Art.No.	Old Name	New Name	Notes/Changes
0182	Ivory Black	Ivory Black	Shade unchanged
0183	Lamp Black	-	Shade discontinues. Alternative in the new assortment: 0182 (more bluish)
0184	Payne's Grey	Payne's Grey	Extreme changed shade (neutral black)
0185	Vine Black	-	Shade discontinues. Alternative in the new assortment: 0182 (more bluish)
0186	-	Blue Black	New shade, completion to colour spectrum (bluish black)
0190	Grey 1 (Warm Grey)	Warm Grey	Shade unchanged
0192	Grey 2 (Cold Grey)	Cold Grey	Shade unchanged
0194	Helio Genuine Green medium	Phthalo Green	Slight changed shade (lighter)
0197	Helio Genuine Green olive	-	Shade discontinues. Alternative in the new assortment: mixture of 0165 + 0182
0198	-	Gold Metallic	New shade, completion to colour spectrum (Gold)
0199	-	Silver Metallic	New shade, completion to colour spectrum (Silver)



The new assortment LUKAS 1862 shows the following characteristics:

- Finest Artists' qualities on the base of the formulas of the old masters
- 14 new shades
- 39 shades with improved recipe
- 17 shades in classic, proven SORTE 1 recipe
- 40 one - pigment-shades
- Use of the best classic or modern artist's pigments in highest concentration
- Highest light fastness (52 shades with a light fastness of 7-8 on the blue wool scale)
- Proven, outstanding drying behaviour, dries free of tension and durable.
- Completely changed price groups
A wide spectrum of colours with shades of the price group 1 (48 shades)
22 (additional) shades with highest quality pigments, e.g., pure Cadmium and Cobalt pigments and with classic Madder Lack
- 20 shades with particularly positive price-performance relation by use of 200 ml tubes

Our Finest Artists' Oil Colour – revised and further improved

For many years the name Lukas Sorte 1 has stood for the absolute top class of a high-quality assortment of artists' oil colours. Now we have renamed this finest artists' oil colour and have given it the name 1862 as the roots reach back till the foundation year of the company. As this was already the base of Dr. Fr. Schoenfeld when he started in 1862, the employees of "Lukas Künstlerfarben- und Maltuchfabrik" continue this nowadays. The 140-year-old experience of the house LUKAS is reflected especially in this oil colour. It is one of the pillars on which the success of our company founder was based. Since the beginning of our manufacture we have always orientated ourselves by a special guideline:

Consistent and contemporary advancement of our products under retention of the traditional philosophy.

Under this maxim our finest artist's oil colour Lukas 1862 is developed constantly and is adapted to newest scientific and artistic knowledge. Therefore we are particularly glad to be able to present you now an entirely revised and improved assortment!

In the foreground of the development stood an increase of the light fastness and a farther improved mixing behaviour. The team of the Lukas laboratory could reach these qualities by modifying recipes and by the use of the most modern pigments.

We could raise the pigment concentration of a lot of shades what has led to an intensification of the colour brilliance. Finally, the high demand on the Lukas 1862 oil assortment can be seen in the high number of the single pigment shades.

We set a high value on the definition of the new colour spectrum of the Lukas Oil 1862 assortment by a significant extension of the colour palette with simultaneous rationalisation. Colour shade doublings were eliminated. Existing gaps in the colour palette could be closed by the introduction of new shades. We can offer the artist now a perfect, well balanced assortment of 70 shades.

The table in this leaflet will help you to note the innovations in the Lukas 1862 oil assortment and to use this highest-quality artists' oil colour with the usual joy and enthusiasm!



LUKAS 1862 Oil - 200ml Tube



LUKAS 1862 Oil - 37ml Tube